






FERC Ohio Pipeline Projects

Pipeline Company	Project	Investment	Miles	1st Year Estimated Taxes (millions)	5 Year Cumulative Estimated Taxes	Estimated Jobs	Bcf/d	Status
 TransCanada	LEACH Xpress	\$1.4 Billion	160	\$36,700,000	\$165,150,000	5,652	1.5	Under Construction
 ENBRIDGE	OPEN/connector to Texas	\$468 Million	76	\$17,860,000	\$80,370,000	1,824	0.55	Operating
 ENBRIDGE	NEXUS	\$1.5 Billion	255	\$83,700,000	\$390,000,000	5,325	1.5	Delayed
 ENERGY TRANSFER	ROVER	\$4.2 Billion	713	\$135,000,000	\$607,500,000	13,000	3.25	Under Construction but Delayed
 EQT Midstream PARTNERS, LP	Ohio Valley Connector	\$415 Million	37	\$8,695,000	\$39,127,500	888	0.85	Operating
Total		\$7.95 Billion	1,241	\$281,955,000	\$1,268,797,500	26,689	7.65	